

Using Online Stopwatches in Instruction

Stopwatches are timers that can be started and stopped at specific times to calculate elapsed time intervals. Use stopwatches to time events such as races, science experiments, tests or party games. Conventional stopwatches usually resemble watches with start and stop buttons to begin and end timing. Online stopwatches work in a similar fashion to hand-held stopwatches.

Instructions.

1. Search for an online stopwatch website such as Timfick (<http://www.timfick.com/timers/>), Arantius, Online-Stopwatch or Chron Me and select “Stopwatch”.

Note: When you enter the site you will observe that these sites display a stopwatch timer with all numbers set to zero.

00:00:00.00

The first set of zeros on the left represents hours, the second set represents minutes, the third set represents seconds and the fourth set represents hundredths of a second. Some sites display thousandths of a second by displaying the fourth set of numbers with three zeros as follows: 00:00:00:000. Some sites only display hours, minutes and seconds and then display fractions of a second in a small separate display underneath.

TIMFICK.COM TIMERS

Timfick.com provides a variety of free timers on the web. Choose your timer below:

- A [Count-down timer](#), for when you need to be notified by an alarm when a certain amount of time has passed.
- A [Stopwatch](#), for when you want to time how long an event lasts.
- An [alarm clock](#) if you want the date and time, with the option of setting an alarm to go off at a specific time.
- A [Tiny Clock](#) that can be popped-out of the browser so you can put it anywhere on your desktop.
- A [Poker Timer](#), for those Texas HoldEm Tournaments you are playing in.

Digital Display Clocks
Carpe Digital Clocks,
Synchronized Clocks, Elapsed Timers, Counters

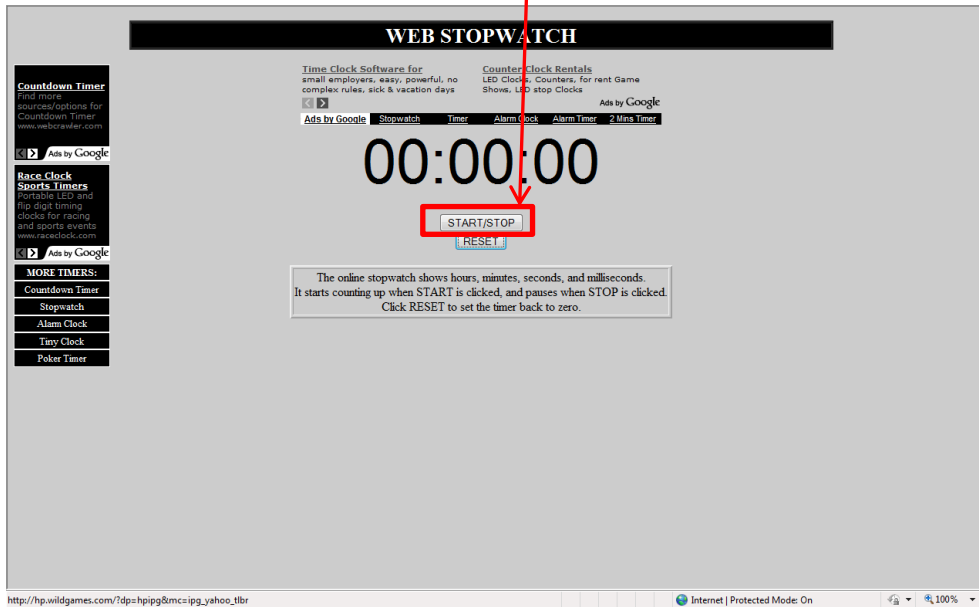
Race Clock Sports Timers
Portable LED and flip digit timing clocks for racing and sports events

Time Clock Software for
small employers, easy, powerful, no complex rules, sick & vacation days

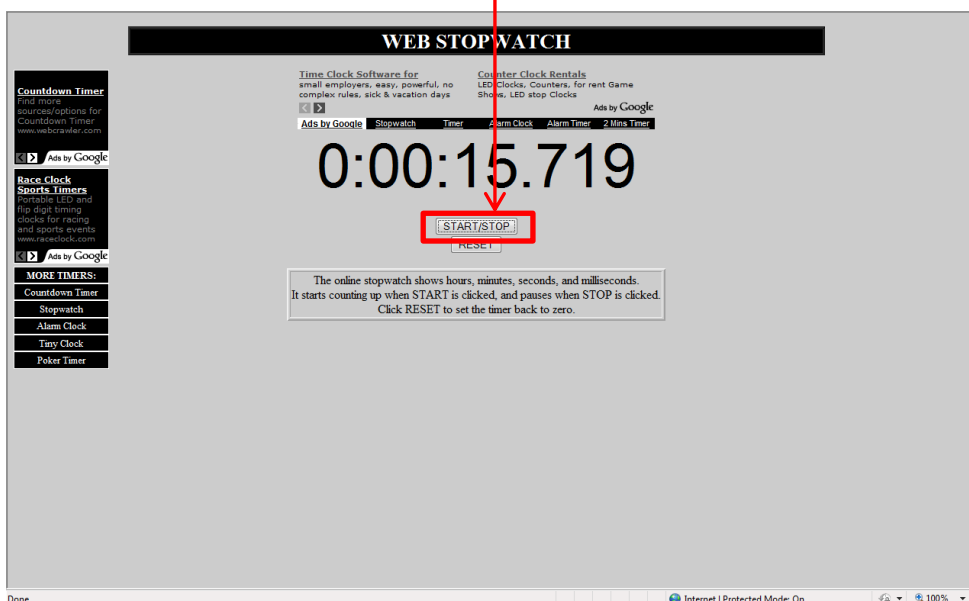
MORE TIMERS:
Countdown Timer
Stopwatch
Alarm Clock
Tiny Clock
Poker Timer

Internet | Protected Mode: On 100%

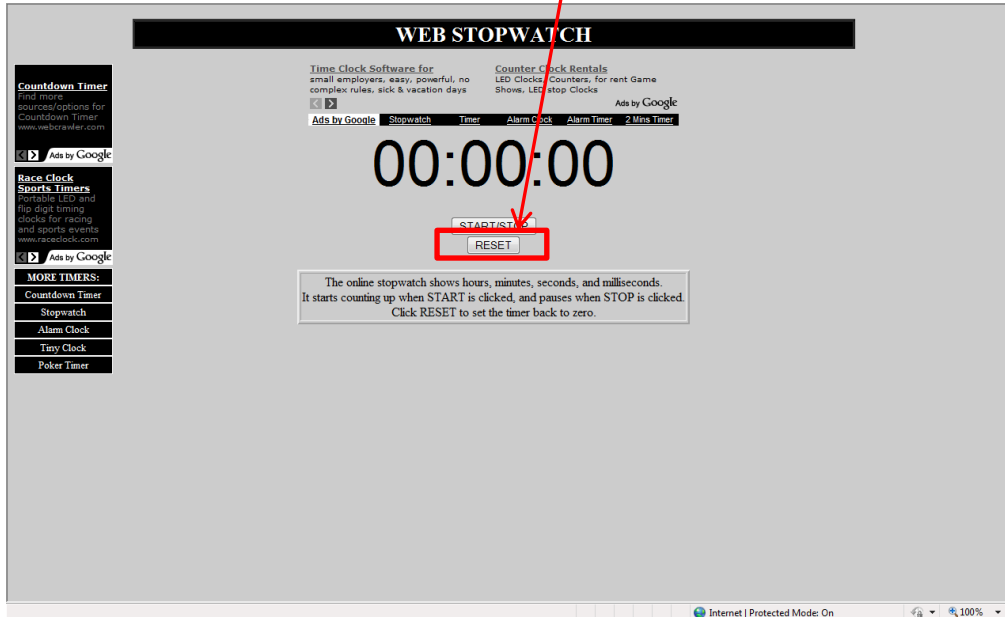
- To begin the timer, click the "Start/Stop" button. The stopwatch display screen will update every hundredth or thousandth of a second with the new time. For example, after 1.1 seconds the stopwatch will read 00:01:10.



- To stop the timer, click the "Stop" button again. The stopwatch will display the amount of time from when you clicked "Start" until you clicked "Stop."



4. To reset the time to zero, click the "Reset" or "Clear" button to reset the numbers on the stopwatch so that it displays all zeros again.



Note: If you pressed "Stop" on the stopwatch when the stopwatch read 00:10:02.33 and then you press the "Reset" button, the stopwatch will now read 00:00:00.00.

5. Proceed with the timer by clicking "Start" without clicking the reset button first, to start the stopwatch again without first resetting the numbers to zeros. For example, if stopwatch read 00:10:02.33 when you pressed the "Stop" button and then you press the "Start" button without pressing the reset button first, the stopwatch will continue timing from 00:10:02.33 so that after exactly 10 minutes, the stopwatch will read 00:20:02.33.